

TRAFFIC UPDATE - Airport

Week of June 17, 2018

KAMEHAMEHA HIGHWAY – PEARL HARBOR AREA

Sunday, June 17, 2018 to Saturday, June 23, 2018

LOCATION: Ford Island Bridge/Salt Lake Boulevard to Kohomua Street

Daytime: 6:00 a.m. to 6:00 p.m., Saturday

Alternating lanes of westbound Kamehameha Highway will be closed.

Daytime: 6:30 a.m. to 2:30 p.m., Monday to Friday

Alternating lanes of westbound Kamehameha Highway will be closed.

Daytime: 8:30 a.m. to 5:00 p.m., Monday to Friday

Alternating lanes of eastbound Kamehameha Highway will be closed.

Nighttime: 8:00 p.m. to 5:00 a.m., overnights Monday to Friday

Alternating lanes of eastbound Kamehameha Highway will be closed.

Nighttime: 8:00 p.m. to 5:00 a.m., overnights Monday to Friday

Alternating lanes of westbound Kamehameha Highway will be closed.

LOCATION: Kohomua Street to Arizona Memorial Place/Kalaloe Street

24 Hours a Day, Seven Days a Week

The inside lanes of eastbound Kamehameha Highway will be closed.

Daytime: 6:00 a.m. to 6:00 p.m., Saturday

Alternating lanes of westbound Kamehameha Highway will be closed.

Daytime: 6:30 a.m. to 2:30 p.m., Monday to Friday

Alternating lanes of westbound Kamehameha Highway will be closed.

Daytime: 8:30 a.m. to 5:00 p.m., Monday to Friday

Alternating lanes of eastbound Kamehameha Highway will be closed.

Nighttime: 8:00 p.m. to 5:00 a.m., overnights Monday to Friday

Alternating lanes of eastbound Kamehameha Highway will be closed.

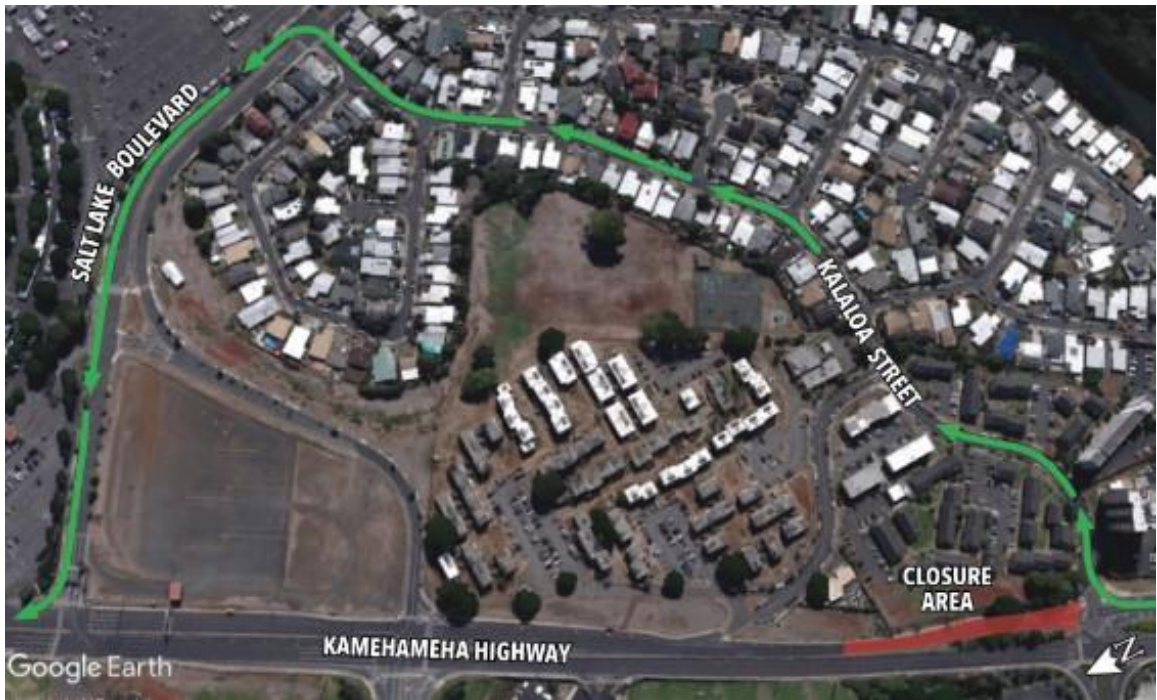
Nighttime: 8:00 p.m. to 5:00 a.m., overnights Monday to Friday

Alternating lanes of westbound Kamehameha Highway will be closed.

LOCATION: Kalaloe Street Intersection

Nighttime: 8:00 p.m. to 5:00 a.m., overnights Monday to Friday

Westbound Kamehameha Highway will be closed. Motorists will be detoured onto Kalaloe Street, then Salt Lake Boulevard to access westbound Kamehameha Highway.

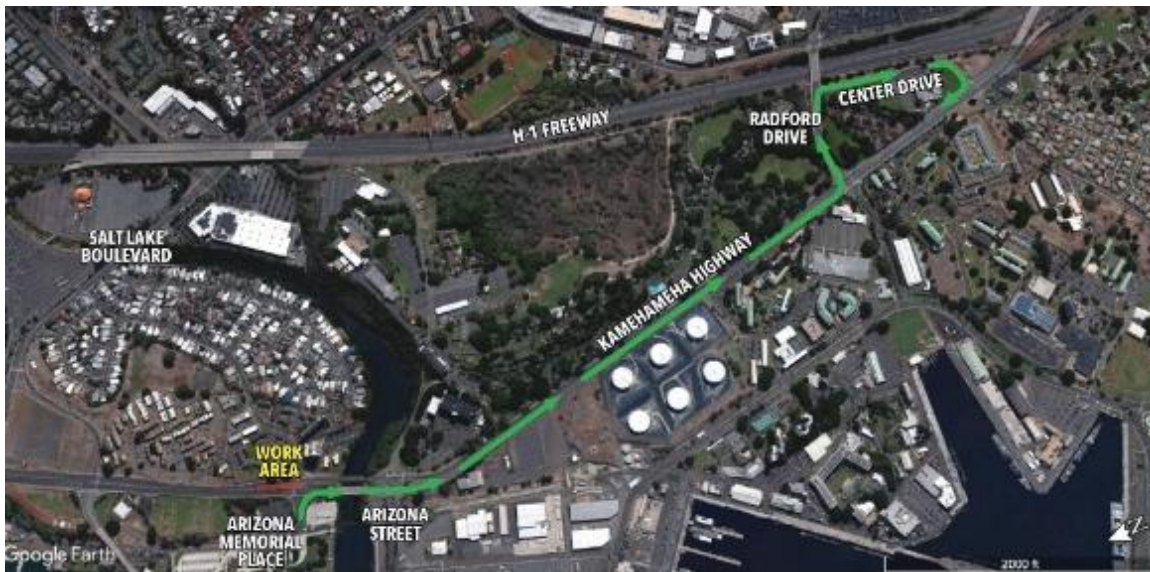


LOCATION: Arizona Memorial Place Intersection

24 Hours a Day, Seven Days a Week

The left-turn from Arizona Memorial Place onto westbound Kamehameha Highway will be closed. Motorists will be detoured to Radford Drive and Center Drive to access westbound Kamehameha Highway.





Nighttime: 6:00 p.m. to 5:00 a.m., overnights Monday to Friday

The left-turn from westbound Kamehameha Highway onto Arizona Memorial Place will be closed. Motorists will be detoured to a u-turn at Salt Lake Boulevard.

LOCATION: Arizona Memorial Place/Kalaloa Street to Halawa Drive/Arizona Street
24 Hours a Day, Seven Days a Week

The inside lanes of eastbound Kamehameha Highway will be closed.

Daytime: 6:00 a.m. to 6:00 p.m., Saturday

Alternating lanes of westbound Kamehameha Highway will be closed.

Daytime: 6:30 a.m. to 2:30 p.m., Monday to Friday

Alternating lanes of westbound Kamehameha Highway will be closed.

Daytime: 8:30 a.m. to 5:00 p.m., Monday to Friday

Alternating lanes of eastbound Kamehameha Highway will be closed.

Nighttime: 8:00 p.m. to 5:00 a.m., overnights Monday to Friday

Alternating lanes of eastbound Kamehameha Highway will be closed.

Nighttime: 8:00 p.m. to 5:00 a.m., overnights Monday to Friday

Alternating lanes of westbound Kamehameha Highway will be closed.

LOCATION: Halawa Drive Intersection (Borchers Gate)

Nighttime: 6:00 p.m. to 5:00 a.m., overnights Monday to Friday

The left-turn from eastbound Kamehameha Highway onto Halawa Drive will be closed. Motorists will be detoured to a u-turn at Arizona Street.



LOCATION: Arizona Street Intersection (Halawa Gate)

Nighttime: 6:00 p.m. to 5:00 a.m., overnights Monday to Friday

The left-turn from westbound Kamehameha Highway onto Arizona Street will be closed. Motorists will be detoured to a u-turn at Arizona Memorial Place.

LOCATION: Halawa Drive/Arizona Street to Radford Drive/Makalapa Road

24 Hours a Day, Seven Days a Week

The inside lanes of eastbound Kamehameha Highway will be closed.

Daytime: 6:30 a.m. to 2:30 p.m., Monday to Friday

Alternating lanes of westbound Kamehameha Highway will be closed.

Daytime: 8:30 a.m. to 5:00 p.m., Monday to Friday

Alternating lanes of eastbound Kamehameha Highway will be closed.

Nighttime: 8:00 p.m. to 5:00 a.m., overnights Monday to Friday

Alternating lanes of eastbound Kamehameha Highway will be closed.

Nighttime: 8:00 p.m. to 5:00 a.m., overnights Monday y to Friday

Alternating lanes of westbound Kamehameha Highway will be closed.

LOCATION: Radford Drive Intersection

Nighttime: 8:00 p.m. to 5:00 a.m., overnights Monday to Friday

The left-turn from eastbound Kamehameha Highway onto Radford Drive will be closed.

Motorists will be detoured to u-turn at Valkenburgh Street.

Nighttime: 8:00 p.m. to 5:00 a.m., overnights Monday to Friday

The left-turn from Radford Drive onto eastbound Kamehameha Highway will be closed.

Motorists will be detoured to a u-turn at Arizona Street.

Nighttime: 8:00 p.m. to 5:00 a.m., overnights Monday to Friday

Local traffic only. No through traffic between Makalapa Road to Radford Drive. Motorists will be detoured to a u-turn at Arizona Street to access Makalapa Gate.

LOCATION: Makalapa Road Intersection (Makalapa Gate)

24 Hours a Day, Seven Days a Week

All large trucks exiting Makalapa Gate must turn right onto eastbound Kamehameha Highway or proceed straight through to Radford Drive for a detour to westbound Kamehameha Highway. Cars and small trucks will be able to use all lanes.



Nighttime: 8:00 p.m. to 5:00 a.m., overnights Monday to Friday

The left-turn from westbound Kamehameha Highway onto Makalapa Road will be closed. Motorists will be detoured to a u-turn at Arizona Street to access Makalapa Gate.

Nighttime: 8:00 p.m. to 5:00 a.m., overnights Monday to Friday

The left-turn from Makalapa Road onto westbound Kamehameha Highway will be closed. Motorists will be detoured to a u-turn at Valkenburgh Street.

Nighttime: 8:00 p.m. to 5:00 a.m., overnights Monday to Friday

Local traffic only. No through traffic between Makalapa Road to Radford Drive. Motorists will be detoured to a u-turn at Valkenburgh Street

LOCATION: Radford Drive/Makalapa Road to Plantation Drive/Center Drive

Daytime: 6:00 a.m. to 6:00 p.m., Saturday

Alternating lanes of westbound Kamehameha Highway will be closed.

24 Hours a Day, Seven Days a Week

The inside lanes of eastbound Kamehameha Highway will be closed.

Daytime: 6:30 a.m. to 2:30 p.m., Monday to Friday

Alternating lanes of westbound Kamehameha Highway will be closed.

Daytime: 8:30 a.m. to 5:00 p.m., Monday to Friday

Alternating lanes of eastbound Kamehameha Highway will be closed.

Nighttime: 8:00 p.m. to 5:00 a.m., overnights Monday to Friday

Alternating lanes of eastbound Kamehameha Highway will be closed.

Nighttime: 8:00 p.m. to 5:00 a.m., overnights Monday to Friday

Alternating lanes of westbound Kamehameha Highway will be closed.

For the safety of crews and the traveling public, the speed limit has been reduced to 25 mph on Kamehameha Highway between Salt Lake Boulevard/ Ford Island Bridge and Center Drive. The highway has been reduced to two lanes in each direction during construction. Bike lanes have been removed due to space constraints. Please drive safely; observe the posted speed limit, follow construction and directional signs, and share the road with bicyclists.

Bus routes and stops may be modified or closed during construction. Please call (808) 848-5555 or visit www.TheBus.org.

PEARL HARBOR INTERCHANGE

Sunday, June 17, 2018 to Saturday, June 23, 2018


LOCATION: Nimitz Highway Off-Ramp and Joint-Base Pearl Harbor-Hickam Off-Ramp to Kamehameha Highway

24 Hours a Day, Seven Days a Week

The ramp to westbound Kamehameha Highway from westbound H-1 Highway, westbound Nimitz Highway, and JBPHH exit will be reduced to three lanes for the duration of project construction.

Nighttime: 8:00 p.m. to 4:00 a.m., overnights Monday through Friday

The off-ramps from westbound Nimitz Highway and Joint-Base Pearl Harbor-Hickam onto westbound Kamehameha Highway will be closed. Motorists will be detoured to Valkenburgh Street, Bougainville Drive, then Radford Drive to access westbound Kamehameha Highway.



LOCATION: Kamehameha Highway to Nimitz Highway

24 Hours a Day, Seven Days a Week

The eastbound ramp from Kamehameha Highway onto eastbound Nimitz Highway will be reduced to one lane.

Nighttime: 8:00 p.m. to 4:00 a.m., overnights Monday through Friday

The eastbound ramp from Kamehameha Highway onto eastbound Nimitz Highway will be closed.

Motorists will be detoured to eastbound H-1 Freeway and the Airport exit to access Nimitz Highway.

LOCATION: H-1 On-Ramp from Joint-Base Pearl Harbor-Hickam

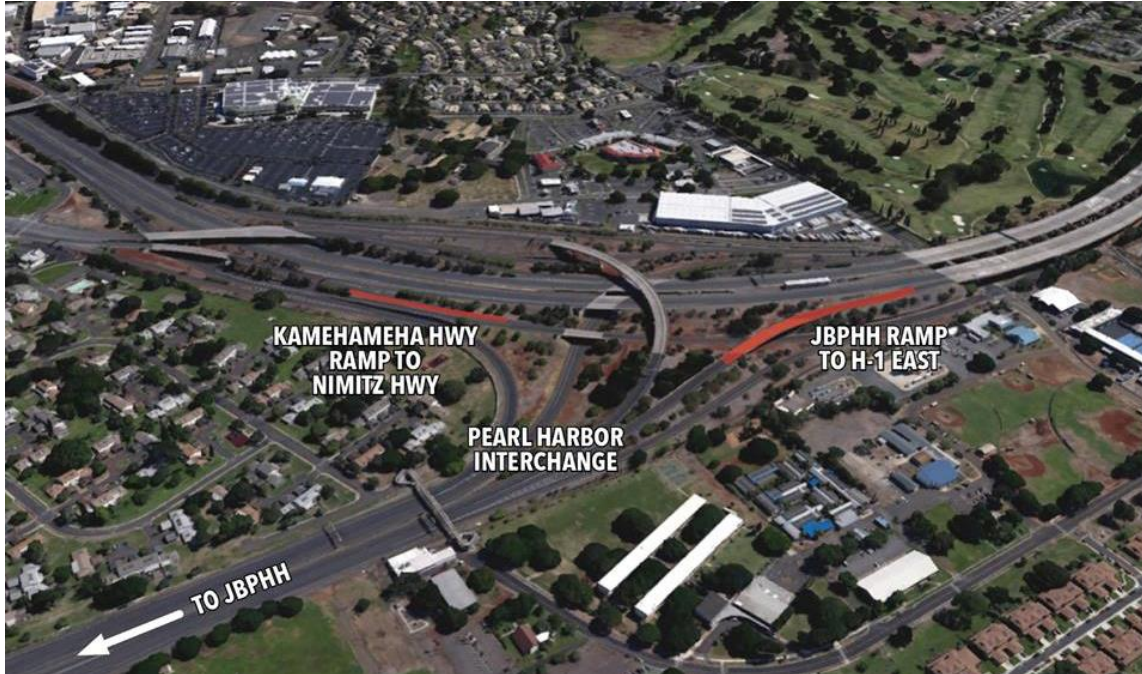
24 Hours a Day, Seven Days a Week

The ramp from Joint-Base Pearl Harbor-Hickam onto eastbound H-1 Highway will be reduced to one lane.

Nighttime: 8:00 p.m. to 4:00 a.m., overnights Monday through Friday

The eastbound ramp from Joint-Base Pearl Harbor-Hickam onto eastbound H-1 Highway will be closed.

Motorists will be detoured to Nimitz Highway.



NIMITZ

Sunday, June 17, 2018 to Saturday, June 23, 2018

LOCATION: Pearl Harbor Interchange to Main Street

24 Hours a Day, Seven Days a Week

Eastbound Nimitz Highway will be reduced to two lanes.


Daytime: 8:30 a.m. to 3:00 p.m., Monday to Friday

One lane of eastbound Nimitz Highway will be closed.

Nighttime: 8:00 p.m. to 5:00 a.m., overnights Monday to Friday

One lane of eastbound Nimitz Highway will be closed.

Work may include intermittent lane closures at the Valkenburgh Street intersection, including various left-turn and right-turn pockets. Special-duty officers will assist with traffic movements as needed. Bus stops will be relocated during construction. Pedestrians will be detoured around the construction area.



LOCATION: Main Street to Aolele Street

Daytime: 8:30 a.m. to 3:00 p.m., Monday to Friday

Up to two lanes of eastbound Nimitz Highway will be closed.

Nighttime: 8:00 p.m. to 5:00 a.m., overnights Monday to Friday

Up to two lanes of eastbound Nimitz Highway will be closed.

AIRPORT

Sunday, June 17, 2018 to Saturday, June 23, 2018

LOCATION: Ala Onaona Street between Aolele Street to Lei Stands Entrance

Nighttime: 10:00 p.m. to 4:00 a.m., overnights Monday to Friday

Roadway may be closed for work. Local traffic will be maintained via flaggers and onsite personnel.

LOCATION: Aolele Street between Paiea Street and Lagoon Drive

Nighttime: 10:00 p.m. to 4:00 a.m., overnights Monday to Friday

One lane will be closed. On-site flaggers will be controlling traffic bi-directional in remaining lane.

KALIHI

Sunday, June 17, 2018 to Saturday, June 23, 2018

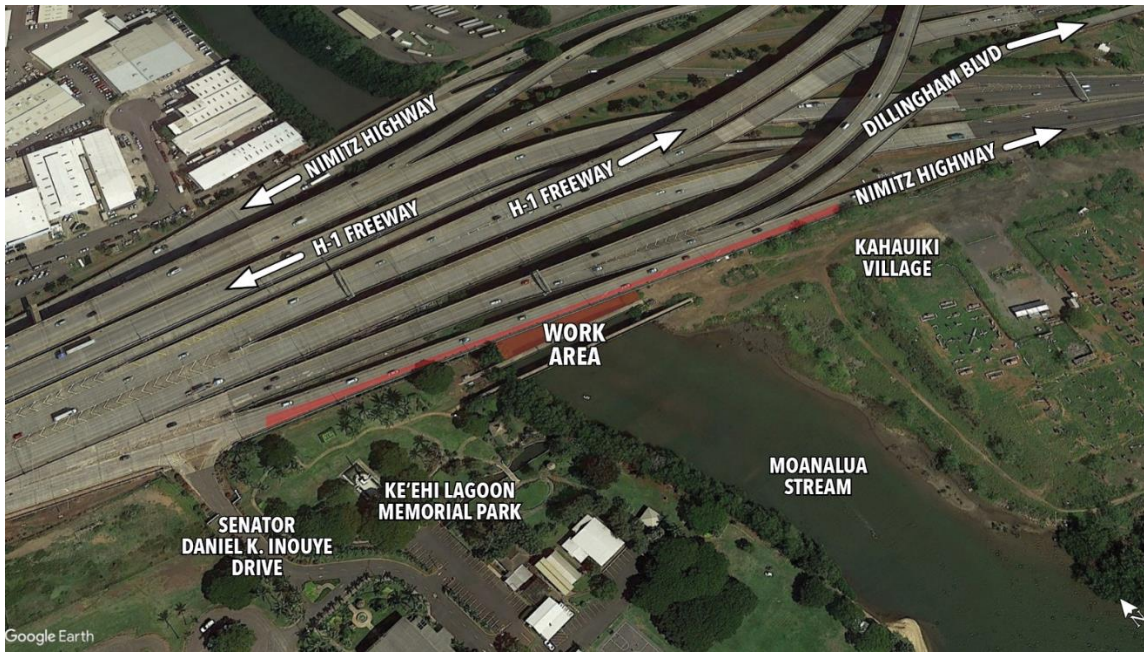
LOCATION: Keehi Lagoon Memorial Park to Kahauiki Village

24 Hours a Day, Seven Days a Week

Nimitz Highway eastbound between Keehi Lagoon Memorial Park and Kahauiki Village will be reduced to one lane for the duration of project construction.

Nighttime: 8:00 p.m. to 5:00 a.m., overnights Monday to Friday

All lanes of eastbound Nimitz Highway will be closed. Motorists will be detoured to Dillingham Boulevard to access Nimitz Highway. Local access will remain for residents of Kahauiki Village.



LOCATION: Kamehameha Highway between Middle Street and Puuhale Road

Nighttime: 8:00 p.m. to 5:00 a.m., overnights Monday to Friday

Up to two lanes will be closed on eastbound and westbound Kamehameha Highway. Work will include intermittent closures near the Middle Street intersection. Various left-turn and right-turn pockets may be closed. Highway ramps may also be affected. Special Duty Officers will be on-site to assist with traffic movements. Bike lanes, bus stops and sidewalks may be impacted by the work.